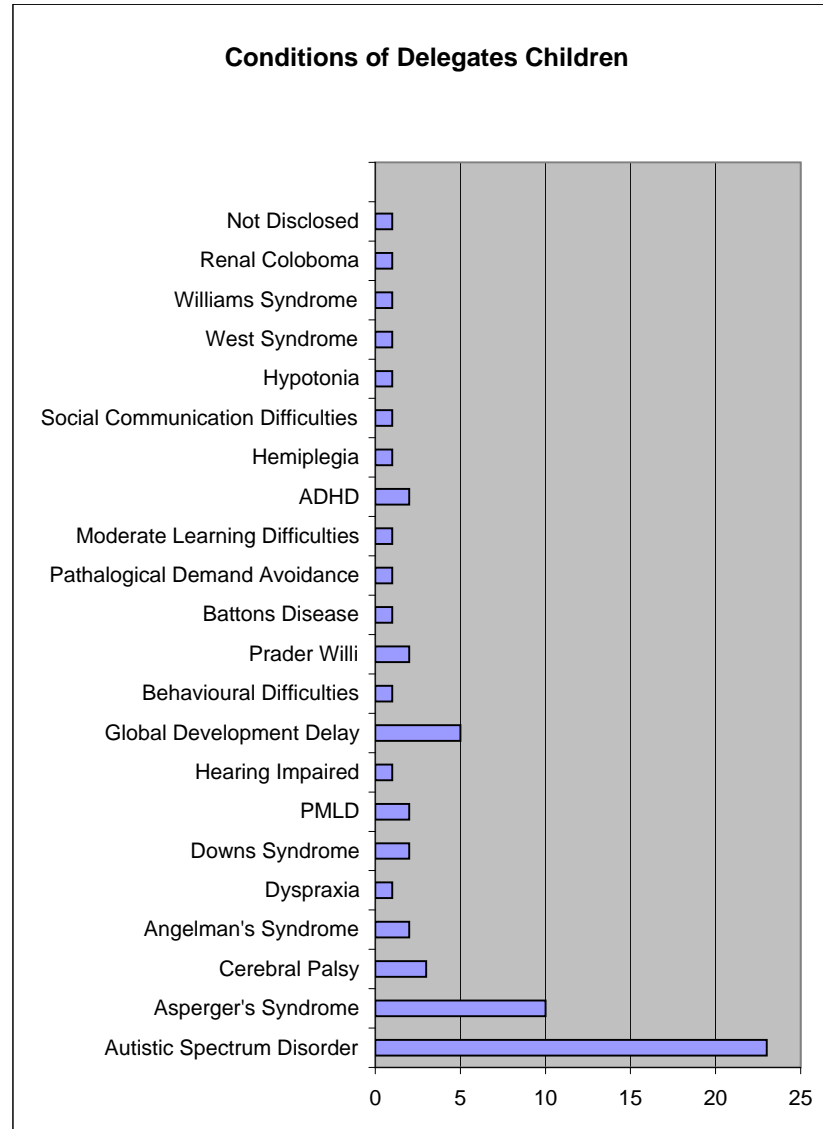


Conditions of Delegates Children

<u>Condition</u>	<u>Number</u>
Autistic Spectrum Disorder	23
Asperger's Syndrome	10
Cerebral Palsy	3
Angelman's Syndrome	2
Dyspraxia	1
Downs Syndrome	2
PMLD	2
Hearing Impaired	1
Global Development Delay	5
Behavioural Difficulties	1
Prader Willi	2
Battons Disease	1
Pathological Demand Avoidance	1
Moderate Learning Difficulties	1
ADHD	2
Hemiplegia	1
Social Communication Difficulties	1
Hypotonia	1
West Syndrome	1
Williams Syndrome	1
Renal Coloboma	1
Not Disclosed	1
<b>64</b>	

**Notes:**

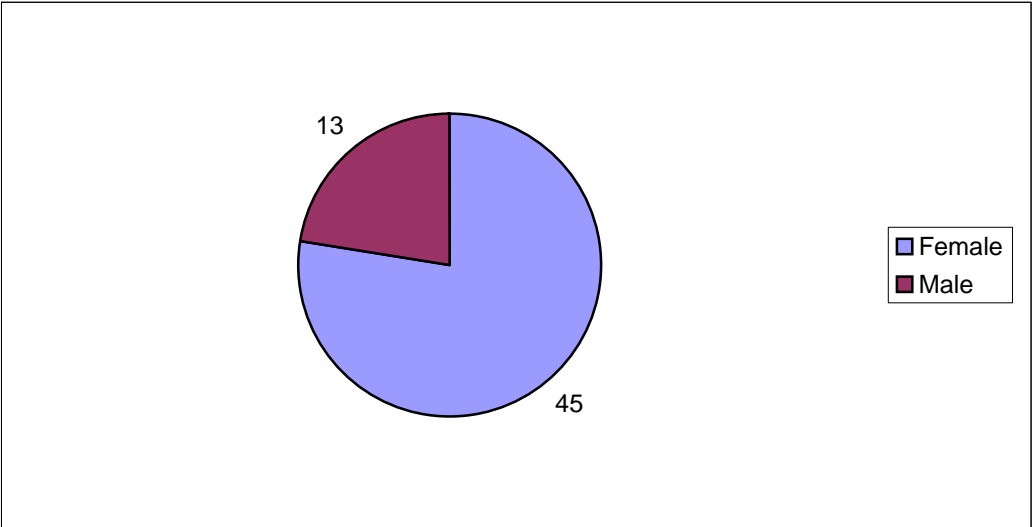
**There are more conditions reported than delegates as some families have more than one child with a disability.**



]

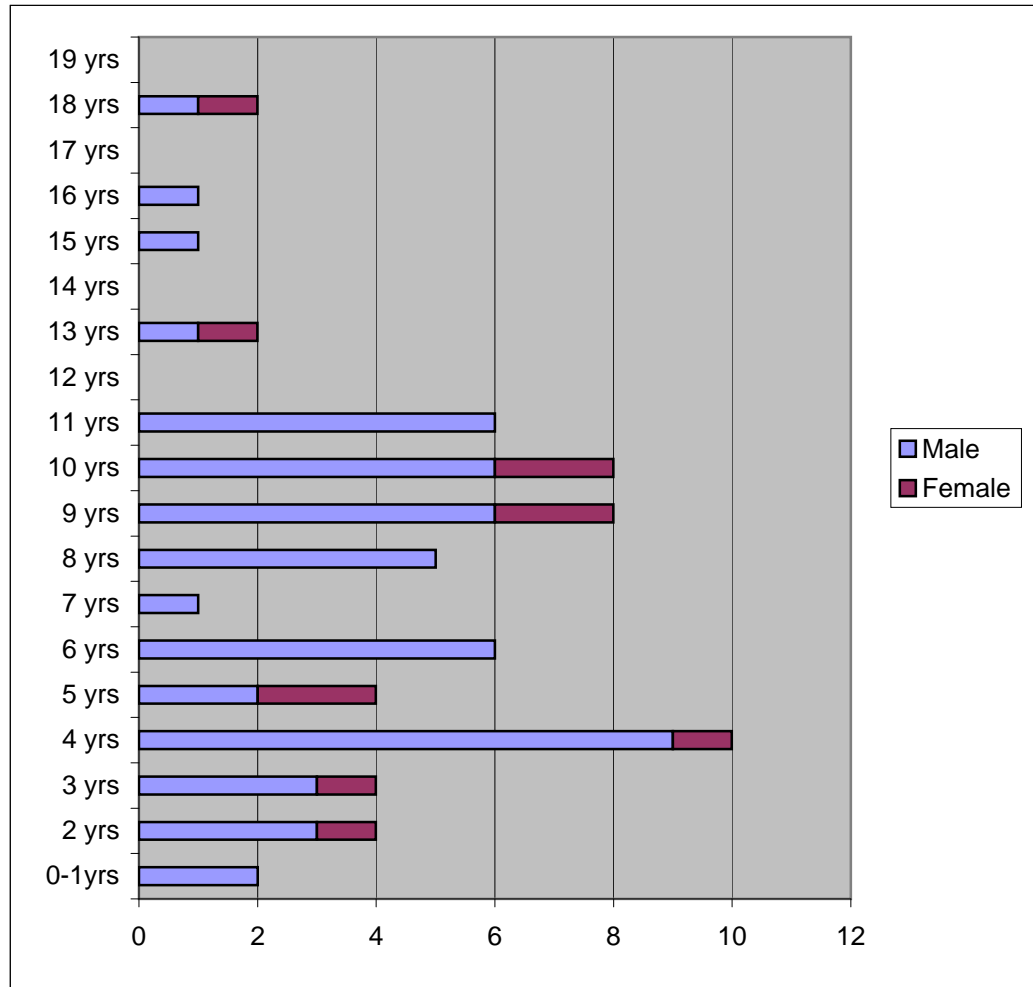
**Gender of parents/carers attending conference**

Female	45
Male	13
<b><u>Total</u></b>	<b><u>58</u></b>



**Ages & Gender of Delegates Children**

	<u>Male</u>	<u>Female</u>	
0-1yrs	2		
2 yrs	3	1	
3 yrs	3	1	
4 yrs	9	1	
5 yrs	2	2	
6 yrs	6		
7 yrs	1		
8 yrs	5		
9 yrs	6	2	
10 yrs	6	2	
11 yrs	6		
12 yrs			
13 yrs	1	1	
14 yrs			
15 yrs	1		
16 yrs	1		
17 yrs			
18 yrs	1	1	
19 yrs			
<b><u>Total</u></b>	<b><u>53</u></b>	<b><u>11</u></b>	<b><u>64</u></b>



## Ethnicity of Delegates

White British	42
White Irish	
Any other White background	2
White and Black Caribbean	
White and Black African	
White and Asian	
Any other mixed background	1
Indian	1
Pakistani	1
Bangladeshi	
Any other Asian background	
Caribbean	3
African	5
Any other Black background	
Chinese	
Gypsy and Traveller	
Another other ethnic group	2
Undisclosed	1
<b>Total</b>	<b>58</b>

